

SUPA GLAZING

ONLINE



Bifolding Doors

About Supaglazing Online

*Crafted locally in the heart of the Midlands,
with superior quality and nationwide delivery*

We pride ourselves on delivering an unrivalled combination of superior-quality products and excellent service, backed by expertise, craftsmanship, knowledge and experience. From initial contact to project completion, our dedicated team handles every step professionally.

Utilizing cutting-edge manufacturing techniques and technologies, we consistently supply windows and doors of exceptional quality, satisfying even the most discerning customers.




Our Bifolding Doors

The Supafold Bifold boasts a slim profile that minimizes the visible framework while maximizing the glass area, with sightlines starting from just 122mm.

Experience effortless opening and closing thanks to engineering-grade hardware. Perfect for enhancing your space and creating a visually stunning addition to your property. The doors provide excellent thermal performance with U values as low as 1.4 U/m²K and meet high security to PAS24 standards.

The Bifold system is highly versatile, suitable for projects incorporating bifolding doors and windows, single doors, and French doors.

Our aluminum bifolding doors are engineered to a high specification, offering thermal efficiency, durability, safety, and security, all while maintaining a stylish design



Why choose aluminium

Aluminium is known as the highest-quality material on the market, renowned for its durability and hard-wearing materials. Aluminium doors and windows can be maintained for decades, due to their high resistance to the elements. It is also extremely strong, providing a high level of security in every home.

Its strength-to-weight ratio is exceptional, making it ideal for doors and windows where robustness is crucial without adding unnecessary weight. This material also offers excellent thermal performance, contributing to energy efficiency in buildings by helping to maintain comfortable indoor temperatures year-round.



The Supafold Door

Streamlined design combines elegance with outstanding performance, ensuring smooth, effortless, and dependable operation. Several of your door panels can fold neatly to the side, with the option for a conventional door which enhances versatility. Experience uninterrupted views when opening the full door, making it ideal for compact areas.



'D' Handle

Used to pull sashes from a folded open position to a closed position.




Flat Sash Handle

Used to operate the locking shoot-bolts on the sashes.



Sash & Jamb Hinge

Used to open and close the door easily and efficiently.



Threshold

A choice of several threshold options are available. Where the situation allows, thresholds can also be recessed into the floor level.



Top & Bottom Roller

Our sash rollers are meticulously designed and engineered to meet the highest standards, guaranteeing exceptional quality and reliability.



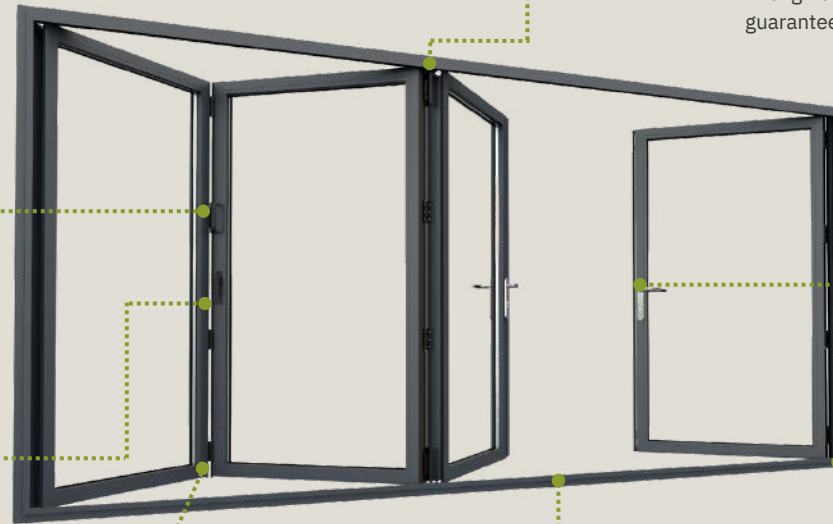
Main Operating Handle

Our lever handle is available in range of colours and finishes.






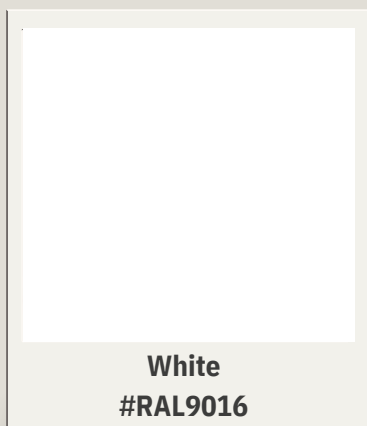
Opening

Bifolding doors open to reveal a nearly 100% of an aperture. Seamlessly merging indoor and outdoor spaces and transforming your living area.



Colour Options

We currently stock the following standard colours:
Anthracite Grey 7016, Black 9005, Gloss White 9016.
Along with the dual-colour choices listed below.
Upon request custom RAL colours are available



Hardware & Accessories

Our range of accessories helps provide you with those essential finishing touches for your bifolding door

From handles to hinges, the style and colour of the accessories you select will have a significant effect on the final aesthetic look of your door. Whether you want a modern, contemporary feel, or a more traditional look, we have a wide range of colours to choose from.

Our Supafold door comes standard with a 3-star cylinder and is equipped with the ERA Windsor Lever Handle, designed to operate a multipoint locking system for enhanced security.


Alongside stunning looks the Windsor Handles have been tested to the highest technical standards and meet the requirements of PAS 24:2012 on most door systems to confidently ensure the door security performance. All finishes meet the requirements of BS EN 1670:2007 Grade 5 (480 hours) for Corrosion Resistance to provide the most robust finish for your hardware.



Chrome



**Anthracite
Grey**



Gold



Black



White



Graphite

Glazing Options

Our range of glazing helps provide you with those essential finishing touches for your new door system

✓ **Low E double glazing**

✓ **Triple Glazing**

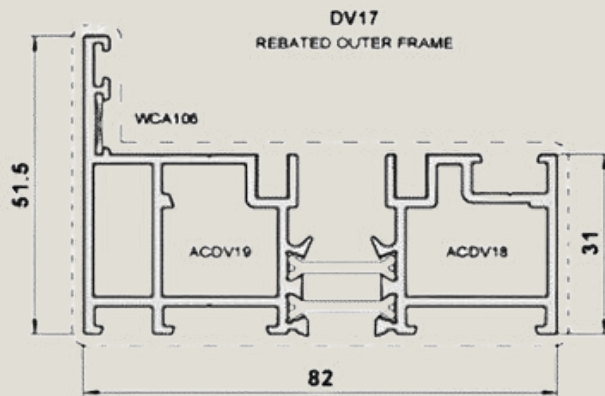
✓ **Laminated Glazing**

✓ **Integral Blinds**

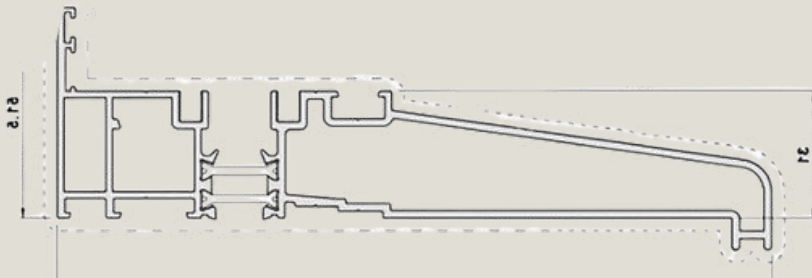


Thresholds & Cills

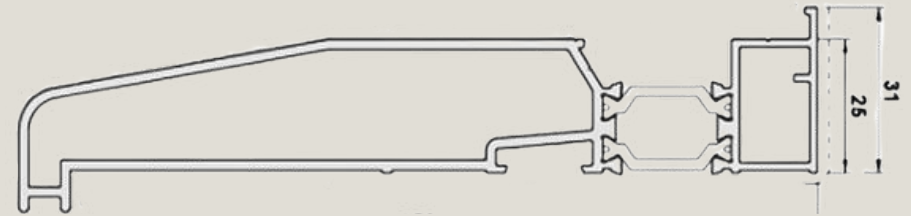
Our range of thresholds & cills helps provide you with those essential finishing touches for your bifolding door



Standard Threshold



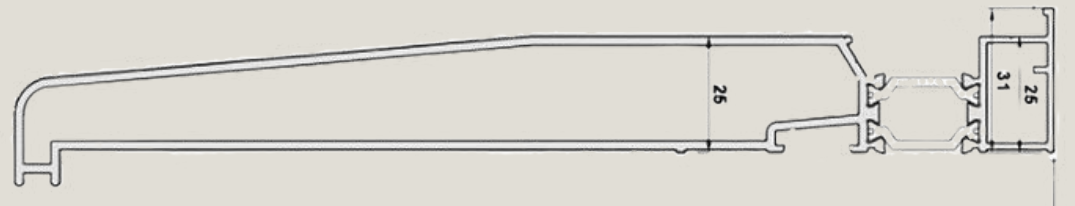
175mm Integrated Cill Threshold



150mm cill



190mm cill



225mm cill

Technical Details at a glance

- ✓ Market-leading maximum sash sizes up to 2500mm
- ✓ Maximum security- PAS24:2022 certification
- ✓ Maximum vision – minimal sightlines of 122mm
- ✓ U-values as low as 1.1 with triple glazing and 1.4 with double glazing (U W/m²k)
- ✓ Engineering-grade running rollers for a smooth and silky opening and closing operation
- ✓ Single or dual colour options available to suit with the option of a custom RAL colour if required



SUPA GLAZING ONLINE

Thank you



Supaglazing Online

Unit 11, Boardman Industrial Est
Boardman Road
Swadlincote
Derbyshire, DE11 9DL



T: 0333 0041100

E: sales@supaglazingonline.com

W: www.supaglazingonline.com